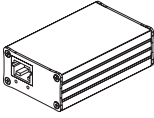


# Quick Start Guide

## EPR-111

Please carefully read the instruction manual before use. Depending on the model, the image and the actual look of the product may vary.

### Package



EPR-111



Bracket



Quick Start Guide

### Features

- EPR-111 is Ethernet & PoE Repeaters that make possible to overcome max 100m distance limitation of the network configuration.
- For more distance extension, the devices can be added by daisy-chaining (up to 600m)
- It is cost effective and easy installation solution for all kind of PoE (IEEE802.3af/at / 25W) compliant devices such as IP cameras, Network Switch, VoIP Phone, etc.

### Installation Guide

#### 1. Product Details



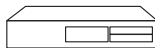
PoE OUT

PoE IN

2. EPR-111 is powered by PSE (Power Sourcing Equipment) such as PoE Switch or PoE injector and it extends the power to other PoE devices without additional power adapter.

**PSE**


PoE Switch

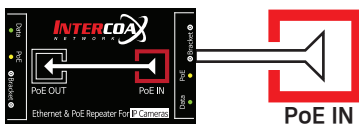


PoE NVR

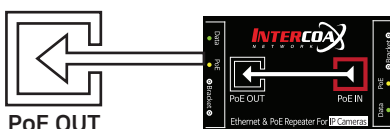


PoE Injector

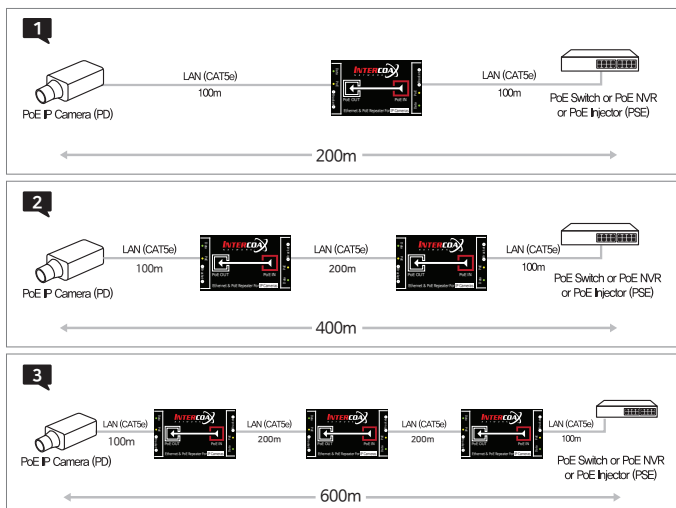
3. Connect RJ45 from PSE to "PoE IN (Red Color port)", Data / PoE LED shows the operation of the product.


**PoE IN**

4. Connect RJ45 from "PoE OUT (Black Color port)" to the PoE devices such as IP Camera, Data / PoE LED Shows the operation of the product.


**PoE OUT**

## Applications



## Specification

Model		EPR-111
Interface	LAN / PoE In	1 x RJ45 - 10/100 Base-T with Auto-detect MDIX
	LAN / PoE Out	1 x RJ45 - 10/100 Base-T with Auto-detect MDIX
Transmission Rate		100Mbps Full Duplex
Transmission Distance		100m (Max. 200m Between EPR-111s)
LED Indication	Ethernet	1 x Data(Green)
	Power	1 x PoE(Yellow)
PoE	Standards	IEEE802.3af/at(PoE)
	Max. Power	Max. 25W
Mechanical	Dimension	68.4(L) x 40.9(W) x 21.8(H)mm
	Weight	72.5g
Environment	Operating Temp	-20 ~ 60°C
	Storage Temp	-20 ~ 80°C
	Relative Humidity	10% ~ 90%

## Caution

- Please install the device following the installation guide.
- Do not touch the device and cable with wet hands.
- Keep away from moisture and shock.
- Do not install near any heat sources such as radiators, heat registers, stoves or other apparatus that produce heat.
- Indoor use only.
- Do not use for other purposes.
- Do not disassemble or modify this device.
- Do not put any sticker or paint on it.
- If this device is defective or malfunctioning, please unplug the power adapter immediately and contact dealer or service center.

## Warranty

- This device has passed the quality control and product inspection.
- Please install and use according to the installation guide.
- The warranty period for this product is 24 months from the date of purchase.
- If this device is defective or malfunctioning, please unplug the power adapter immediately and contact dealer or service center.
- Any damages or breakage from user's abuse, accident, modification or natural disasters will not be covered manufacturer's warranty.



**Intercoax Co., Ltd.**

Please visit below website for more detailed information.

Web : <http://www.intercoax.com>

E-mail : [info@intercoax.com](mailto:info@intercoax.com)

Tel : 031. 365. 3133~4

Fax : 031. 365. 3135

This device complies with part 15 of the fcc rules. Operation is subject to the following two conditions :

- (1) This device may not cause harmful interference, and
- (2) This device must accept any interference received including interference that may cause undesired operation